







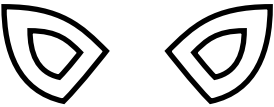







HALLOWEEN BAT DICE DRAWING



Directions: Player one rolls a die. To start your drawing you must roll a #1. When you roll the #1, you can draw the first item. Next player rolls and again must roll a #1 to start. If you do not roll a #1 your turn is over. Continue taking turns but now each time you roll you can draw the corresponding picture with the number. Once you roll the numbers 2-6 your drawing will be complete. First player to complete the drawing is the winner.

 Head 	 Nose 	 Eyes Mouth 
 Ears 	 Body 	 Wings 

Draw your picture here. →



Get the complete Halloween Sensory Motor Packet at
<https://www.yourtherapysource.com/product/halloween-sensory-motor/>